

George Scatchard and C. L. Raymond. Vapor-Liquid Equilibrium. II. Chloroform-Ethanol Mixtures at 35, 45 and 55°.

Page 1278. The temperatures are in error due to an error in the calibration of the potentiometer. The mixtures were studied at 34.97°, 44.97°, and 54.97°. To replace Table I, the vapor pressures of the components may be represented by the following equations for the common logarithm of the pressure in mm. of mercury, which were determined by least squares ($T = 273.16 + t$)

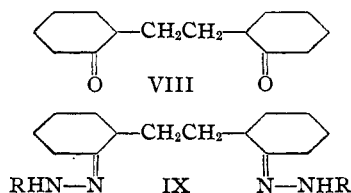
Ethanol, 35-75°: (S. D., 1.6×10^{-4}) $\log p = 7.80335 - 1343.010/T - 136050/T^2$

Chloroform, 35-60°: (S. D., 6.5×10^{-4}) $\log p = 6.24266 - 674.551/T - 150306/T^2$

The average deviation of our published results from these equations is -0.1% ; so the comparison with the measurements of others is scarcely affected. These equations yield as normal boiling points 78.30° for ethanol and 61.20° for chloroform.—**GEORGE SCATCHARD.**

John R. Durland and Homer Adkins. Hydrophenanthrenes.

Page 1502. In column 2 the second and third formulas should be:

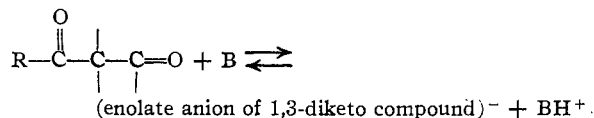


Louis F. Fieser and E. B. Hershberg. Substitution Reactions and Meso Derivatives of 1,2-Benzanthracene.

Page 1895. In column 2, line 18 from the end, for "3-acetoxy-10-methyl-" read "3-methoxy-10-acetoxy-."—**LOUIS F. FIESER.**

Charles R. Hauser. Condensations Brought about by Bases. III. The General Course of the Claisen Type of Condensation.

Page 1957. In column 1, the last equation should read:



M. S. Kharasch, William Goldberg and Frank R. Mayo. The Catalytic Condensation of Grignard Reagents with Hydrocarbons.

Page 2004. In column 1, line 17 from the end, for "turnings" read "powder."—**M. S. KHARASCH.**

Albert Dorfman, Stewart A. Koser and Felix Saunders. The Activity of Certain Nicotinic Acid Derivatives as Growth Essential for the Dysentery Bacillus.

Page 2005. In column 1, line 1, for "Pyridine-2-sulfonic" read "Pyridine-3-sulfonic."—**FELIX SAUNDERS.**

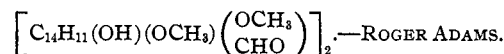
D. M. Wrinch. The Structure of the Insulin Molecule.

Page 2006. In column 1, lines 4-5, for "with six slits whose centers give an octahedron," read "which by parallel displacement of faces through $= a/2$ becomes an octahedron with the same distance ($16a$) between parallel faces and consequently".

In column 2, line 12, for "6°" read "66°."—**D. M. WRINCH.**

Roger Adams and T. A. Geissman. Structure of Gossypol. VII. Gossypol Dimethyl Ether.

Page 2163. In column 2, the second formula should be:



Roger Adams, R. C. Morris and E. C. Kirkpatrick. Structure of Gossypol. IX. Oxidation and Degradation of Gossypol Hexamethyl Ether; Gossic Acid.

Page 2172. In column 2, line 30, for "315-317°" read "327-328° (corr.)."—**ROGER ADAMS.**

Roger Adams, R. C. Morris, D. J. Butterbaugh and E. C. Kirkpatrick. Structure of Gossypol. XIV. Apogossypolic Acid.

Page 2191. In column 2, line 6 from the end, for "Formula V" read "Formula VI."

Page 2192. In column 1, line 5, for "Formula V" read "Formula II."—**ROGER ADAMS.**

J. L. Crenshaw, Arthur C. Cope, Norma Finkelstein and Ruth Rogan. The Dioxanates of the Mercuric Halides.

Page 2310. In Table I, the transition points of Solid HgI_2 Dioxanate (87.7°) and Solid HgBr_2 Dioxanate (173.1°) are interchanged.